



Volvo Trucks. Driving Progress

# VOLVO FL

PRODUCT GUIDE



**Early mornings, late at night.  
Or in the middle of a busy work-day.**



City distribution is always a challenge. Crowded streets, narrow alleys and many stops. With the Volvo FL you'll always be in control as well as benefit from the best commercial advantage available. Developed and adapted specifically for the inner-city environment, with uptime, productivity, safety, visibility and manoeuvrability at its core, the Volvo FL truck will provide you with the upper hand. And with Volvo as your business partner, with the wide range of reliable services, you can enjoy a tailor-made transport solution perfectly fitted for your needs. Light, nimble, reliable, efficient, easy. In short – **The Volvo FL.**

## This is why:

### 1 Easy to own, easy to drive.

The Volvo FL is hassle-free ownership where you decide how much you want to get involved. If you want to, you'll only do the actual driving – our services and support will take care of the rest.

### 2 Comfort.

Whatever your professional commitments, the Volvo FL delivers comfort and ergonomics for safe and efficient work in city environments.

### 3 Safety.

We focus on your safety. Our trucks are fitted with the latest, most developed systems to ensure not only your health and wellbeing, but also to prevent accidents. The Volvo FL is part of our vision of going towards zero accidents. Read more on **pages 24–27.**

### 4 Power and performance.

Whether you choose a 4- or 6-cylinder engine, the Volvo FL will provide ample power and performance. And electrical systems, transmission and technology to match.

### 5 Peace of mind.

We ensure that our Volvo services keep you on the road, offering the potential to maximise your productivity without taking any unnecessary risks. Our goal is to help you maximise your profitability.

### 6 Towards zero emissions.

The Volvo FL is available with a range of alternative fuel and engine options to reduce your environmental footprint. The range of fuel options include synthetic diesel and biodiesel. There's also the all-electric Volvo FL Electric. This is part of our long-term ambition to move towards zero emissions. Read more on **page 8–11.**

### 7 Volvo FL with 4x4 drive.

We also offer the Volvo FL with four-wheel drive. Agile and easy to drive like the 4x2 version, but with better traction and more ground clearance. Read more on **page 16.**

### 8 10 tonnes Volvo FL.

When you're looking for a small, handy truck for city distribution there's the 10 tonnes Volvo FL. See the model combinations on **page 34.**



# Wherever, whenever.

Where it needs to go, exactly when it needs to be there. Delivering parcels, post, refrigerated or frozen goods to stores in narrow alleys can be a hazardous and tricky business. The Volvo FL 4-cylinder 12-tonner is perfectly adapted for crowded inner-city surroundings. With the easiest possible entry or exit from your cab and with the powerful engine and lightweight front and rear axles you'll be able to enjoy ample power and performance for the heavier loads, never compromising with the truck's flexibility.

## **Prepared for refrigerated transports.**

Get your Volvo FL prepared for a frigoblock installation when we build it in our factory. You will get your truck for refrigerated transports from the bodybuilder quicker out on the streets.



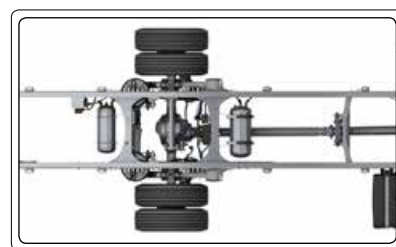
## **Easy access.**

17.5" wheels and a non-slip, non-skid surface will make exits and entries as easy a process as possible.



## **I-Sync simplicity.**

Automated transmission for peace of mind. Focus on traffic and steering and rely on the I-Sync to change the gears.



## **Muscular rear axles.**

The lightweight rear axles of Volvo FL offers options from 7.6 tonnes up to full 11.5 tonnes. And the air suspension will account for a smooth operation. Explore all the model combinations on **page 34.**



**DON'T FRET, DON'T WORRY**

## Easy to own, easy to drive.

Owning and driving a Volvo FL will always be whatever you want it to be. It's a well proven and reliable truck. But above all – it's simple. And easy. No advanced classes in engine technology are necessary. No extra studies of insurance law are required. You drive and deliver – we take care of the rest, making every part of your ownership and workday as simple as possible.



### **With superior all-round vision.**

The Volvo FL allows you to clearly see what's going on around your cab. The size and positioning of the mirrors deliver the finest possible all-round visibility, while the optional auxiliary windows in the doors provide a perfect view of the area close to your vehicle.



### **Reinforced bumpers.**

The front three-piece bumper is equipped with steel corners with good impact resistance to reduce the costs for any small accident repairs. The Volvo FL 4×4 has an extra sturdy bumper for demanding conditions in rough terrain.





#### Full control with a single glance.

Common-sense simplicity was the guiding star when we designed the instrument cluster and dashboard in the Volvo FL. The instruments and gauges are designed to be operated with a single glance, offering an ergonomic workplace and allowing you to enjoy a smooth, intuitive drive – no matter how busy the traffic.




#### As much or as little as you want.

By using Volvo services such as Fuel Advice or a Volvo Premium Lease, you'll get all the assistance you need for your truck operation. We make it possible for you to concentrate on the most important part of your business: delivering.



#### Managing every turn.

Small but sturdy. Flexible but powerful. And specially developed for the tight spaces of the city environment. Every part of the Volvo FL has been designed and adapted to provide you with the very best in manoeuvrability. Quick-response instruments and gears and smooth acceleration will help you through the tightest of spaces.



#### Tailor-made. For your needs and nobody else's.

Whatever you want, the Volvo FL delivers. By specifying your particular needs, the truck can be pre-adapted to fit, straight from the factory. Special applications or superstructures can be added – all to make your business operation hassle-free straight away from day one.



#### Your vehicle is secure.

If you need, you can add a remote-controlled alarm system that makes the Volvo FL an enemy of the thief. Easily activated in the event of unwelcome guests trying to open the doors or disturb the vehicle, it offers you peace of mind.



#### One system – set to go.

The Volvo FL is equipped with a modern, thoroughly comprehensive electrical system that regulates and controls every function and application of the truck. Optional add-ons and applications can always be specified and added to the mix. And, of course, all features are easily controlled from the driver's seat.

# Sustainable performance for your needs.

Four or six cylinders. 5 or 8 litres. Plenty of torque, quick response and power output levels stretching from 210 to 280 hp. You'll get performance adapted to your particular needs, for maximum productivity and profitability in inner-city distribution. Offering synthetic diesel and biodiesel alternatives is part of our long-term ambition to move towards zero emissions.

### POWER

Whether you choose a Volvo FL with the D5K or the D8K engine, you'll always have plenty of power for any transport assignment. See available choices on [page 35](#).

### FOUR OR SIX CYLINDERS

The Volvo D5K is a four-cylinder engine with either 210 or 240 hp. It's ideal for smaller trucks like the Volvo FL 12-tonner. For the heavier Volvo FL trucks like the 18-tonner – the six-cylinder D8K engine with either 250 or 280 hp, is a perfect match.

### TORQUE

The Volvo FL engines produce a high even torque throughout a wide rpm range and quick response even at low engine speeds. The D5K engine offers up to 900 Nm and the D8K engine up to 1050 Nm. See more on [page 35](#).

### EXHAUST AFTERTREATMENT

Volvo Trucks' solution for the diesel-powered engines to comply with Euro 6 is a refinement of the selective catalytic reduction (SCR) technology. We added a water-cooled exhaust gas recirculation (EGR) system to the engine and a diesel particulate filter (DPF).

### CLOSED CRANKCASE VENTILATION

With the closed crankcase ventilation system, you'll be able to avoid oil loss. This is especially important for foodstuff distribution or other segments where environmental demands are particularly strict.

## ALTERNATIVE FUELS

### Towards zero emissions

We believe in sustainable transport. Making it happen is one of the greatest challenges facing companies in the mobility industry. For us at Volvo, energy efficiency and alternative fuels are essential in our strategy to succeed. Our alternative fuel offers for the Volvo FL demonstrate our long-term ambition to move towards zero emissions.

### Diesel alternatives

You can run the Volvo FL on alternative fuels too. All versions of the D5K engines are certified for synthetic diesel (hydrotreated vegetable oils – HVO EN15940). There is a variant of our D5K240 engine that will run on pure biodiesel (rapeseed oil methyl esters – RME B100).



**VARIABLE GEOMETRY TURBO**

One of the secrets behind the D5K engine's driveability is the variable geometry turbo. It contributes to the quick response at low revs and that the driver has access to a high torque in any driving situation.

**ENGINE BRAKE AND EXHAUST BRAKE**


The engine brake saves the wheel brakes and extends the lifetime of both the brake pads and the brake discs. Choose between two powerful systems – exhaust brake or exhaust brake in combination with compression brake.

**POWER TAKE-OFF**

Do you need power to run an auxiliary application or the vehicle's own load handling equipment? There's a power take-off with a torque output of 600 Nm available.

**ENGINE IDLE SHUTDOWN**

When the engine is left on idling for a defined period of time, the engine switches off to save fuel and reduce emissions. Good for your bottom line and the environment.

**RAISED ENGINE SPEED**

This feature helps you maintain constant revs in your selected gear. This is particularly useful when driving on slippery and bumpy road surfaces.

**ENGINE REGENERATION**

During operation, soot and sulphur accumulate in the exhaust after-treatment system's diesel particulate filter. This is automatically controlled through regeneration of the soot using heat generated during the driving cycle. Intervention by the driver is only needed in extreme conditions to control regeneration.

**COMMON RAIL FUEL INJECTION SYSTEM**

The high-pressure electronic injection is provided by common rail, with a maximum pressure of 2000 bar.

**VOLVO FL ELECTRIC**

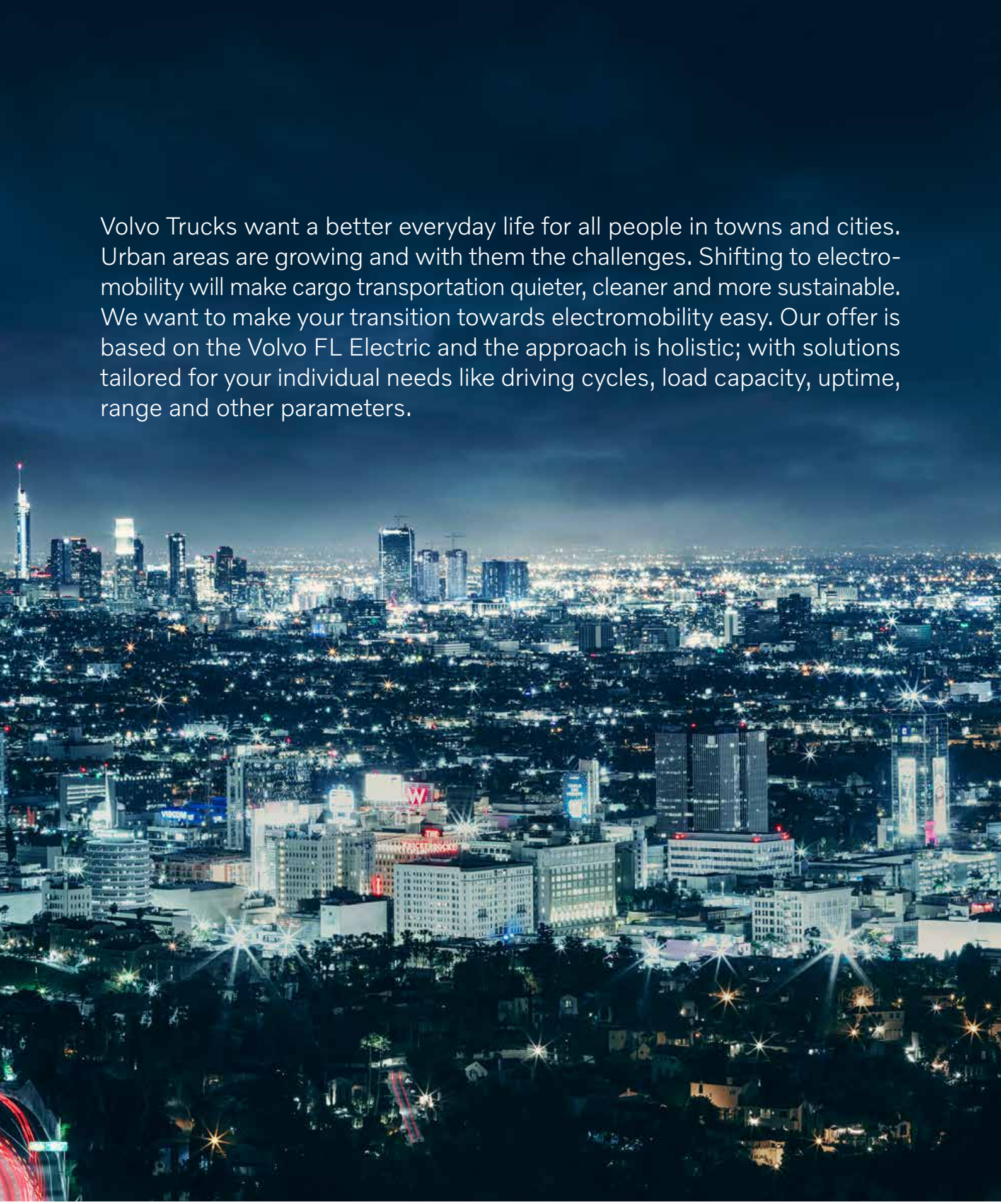
# Electromobility made easy.



## Electric powered facts

Total weight: 16 tonnes. Driveline power max/continuous: 185 kW/130 kW.  
Operating range: up to 300 km. Energy storage: lithium-ion batteries 100–300 kWh.  
Recharging time: fast charge 1–2 hours (DC charging), night charge up to 10 hours (AC charging). Sales start in 2019.





Volvo Trucks want a better everyday life for all people in towns and cities. Urban areas are growing and with them the challenges. Shifting to electromobility will make cargo transportation quieter, cleaner and more sustainable. We want to make your transition towards electromobility easy. Our offer is based on the Volvo FL Electric and the approach is holistic; with solutions tailored for your individual needs like driving cycles, load capacity, uptime, range and other parameters.

## **Towards zero emissions**

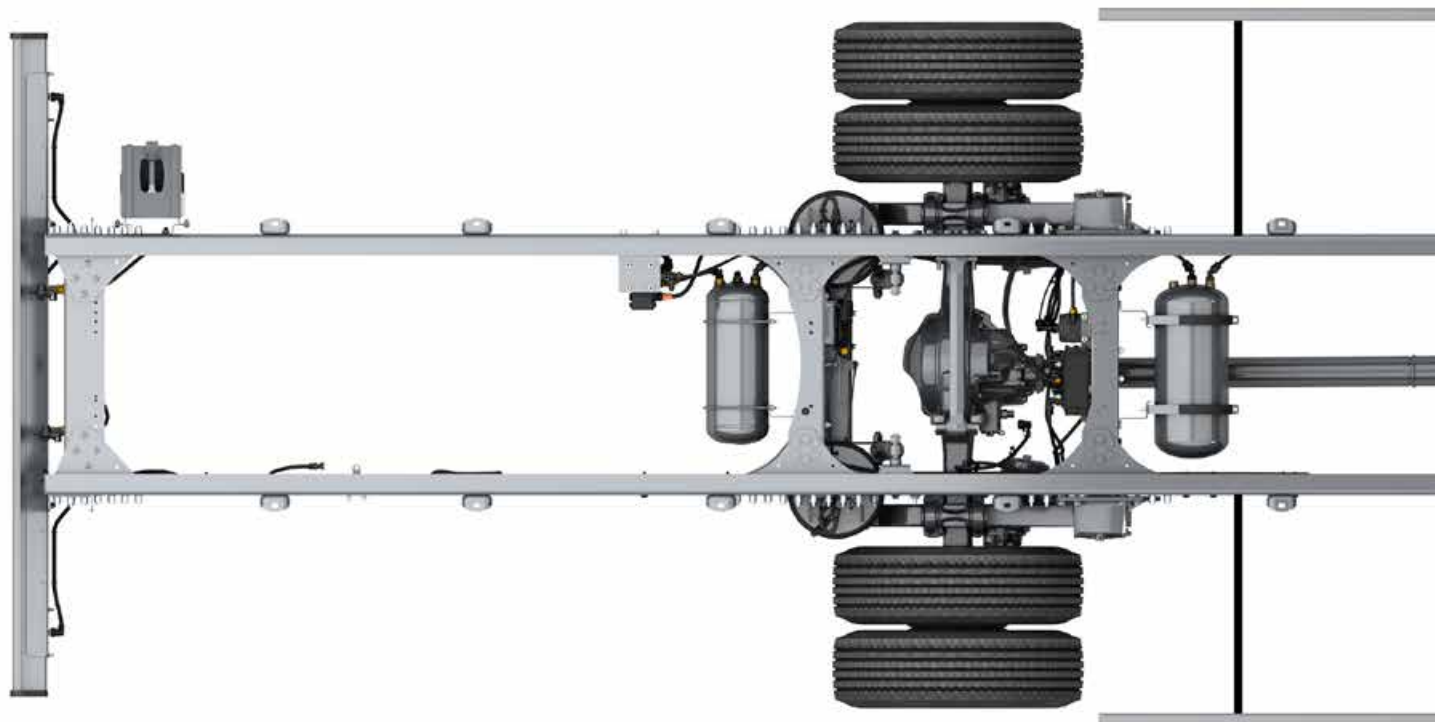
Volvo Trucks believe in sustainable transport. Making it happen is one of the greatest challenges facing companies in the mobility industry. For us, energy efficiency and alternative fuels are essential in our strategy to succeed. Our new electric trucks help us take a giant leap forward and demonstrate our long-term ambition to move towards zero emissions.



## THE FLEXIBLE CHASSIS

# Perfectly fitted.

## For a life in the city environment.



The Volvo FL boasts a chassis layout that can be fitted and adapted for every conceivable need or task when it comes to assignments in the city environment. The chassis is sturdy and durable but still light, allowing the heavy loads, flexible enough to allow for customisation. Right – from the ground up.

### REAR AXLES

Three different rear axles are available in various combinations. The load capacity range stretches from 8.5 to 11.5 tonnes.

#### WHEELBASE

The Volvo FL can be specified with a wheelbase between 3250 and 6800 mm depending on the vehicle model, wheel size and axle configuration.

#### SIDE UNDERRUN PROTECTION

The reinforced, foldable Side Underrun Protection (SUP) comes as a factory fitted option. Designed by Volvo, it combines secure protection and easy serviceability.

#### BODY BUILDER BRACKETS

To further facilitate the work of the body builder, the chassis can be fitted with an assortment of body builder brackets in the frame. The combinations can be specified further to fit additional requirements.

#### SPECIAL APPLICATIONS

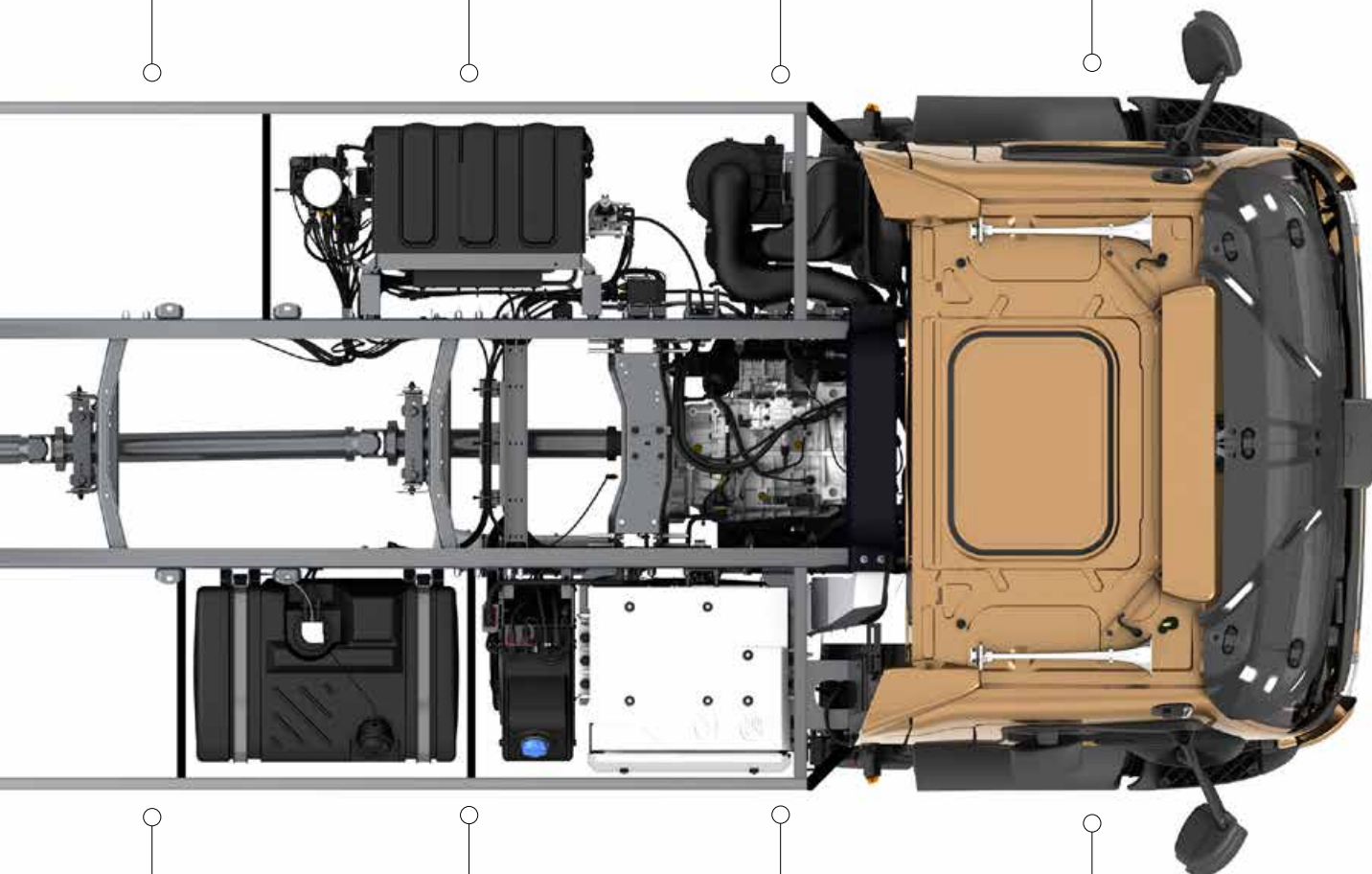
The chassis can be specially adapted for specific applications such as road sweeper installations, garbage installations and cranes.

#### TAILOR-MADE, PREPARED OR STANDARD

The Volvo FL chassis can be ordered with a standard layout. But if you really want to make it easy for the body builder you can order it with the preparation kit or even completely adapted to fit your specific needs. Thanks to the Volvo Bodybuilder Instructions (VBI system), the lead-times for the body builder are shortened and you'll get your perfect truck, with the perfect superstructure, adapted to your specific business operations, in the shortest time possible.

#### WHEEL SIZES

There are three different wheel sizes for the Volvo FL range. For the small 10- and 12-tonner with four cylinders the wheels are 17.5", while there's a choice between 19.5" and 22.5" for the heavier trucks with the six cylinder engines.



#### FRAME HEIGHT

There are two frame section heights of 220 mm and 244 mm with a frame thickness of 5, 6, 7 or 8 mm available depending on model.

#### SUSPENSION

Choose between air and leaf suspension on both the front and rear axles. There is a variety of combinations available, depending on truck model. The Electronic Control System (ECS) can be used to control the air suspension leveling, via switches on the dashboard or a control box. Loading is easier and faster regardless of the height of the loading ramp.

#### FUEL TANKS

Depending on your truck specification and special requirements, you can choose between plastic, steel or aluminium fuel tanks with capacities between 80 and 430 litres.

#### FRONT AXLES

A range of four different, maintenance-free front axles are available. The maximum front axle load on trucks with the D5K engine is 5.0 tonnes, while trucks with the D8K engine have load capacities between 4.5 and 7.1 tonnes.

# Perfectly prepared for a clean sweep.

Volvo FL is the perfect solution for a sweeper truck in busy city environments. Easy to manoeuvre and easy to enter. It's even easy to order. Just choose the factory preparation for sweeper applications and the time at the body builder will be much shortened.



### **Volvo FL Sweeper.**

The Volvo FL chassis can be factory-prepared for sweeper applications. The air tanks, fuel tanks, AdBlue tank, battery box and exhaust system are then moved out of the way to make room for frame-mounted equipment. Two versions are available, equipped with the Day cab. Choose between 12 tonnes and 16 tonnes and three wheelbases.

The package involves all parts of the truck's specification and will make the truck perfectly and safely adapted for its purpose.



### **12-tonne version.**

This version has the low chassis with 4.2-tonne front axle and 8.0-tonne rear axle. It's equipped with the 5-litre engine delivering either 210 or 240 hp. The six-speed manual gearbox is adapted to the engine's level of torque.



### **16-tonne version.**

More payloads require the medium chassis and a 5.8-tonne front axle and a 10.9-tonne rear axle. This version has the 6-cylinder, 8-litre engine delivering 250 hp. The gearbox options are a six-speed or a nine-speed manual gearbox.







## VOLVO FL 4x4





# Does the job – on any path, and in all conditions.

The Volvo FL is available with four-wheel drive. It's just as agile and easy to drive as the 4×2 version. But with better traction and more ground clearance, you can drive it on any road and in all conditions. Making it ideal for a wide range of applications.



## More traction.

Pitted gravel roads? Off-road terrain? The Volvo FL 4×4 with hub reduction on both driven axles provides all the traction you need. Choose the single tyre installation and steel bumper to manage really tough terrain and gradients up to 60%. Just push a button to activate the low gear on the distribution gearbox.




## More clearance.

With its XX-High chassis, the Volvo FL 4×4 gives you superior ground clearance, so you're less likely to get stuck or damage the truck when you drive over rough terrain.

There's approx. 330 mm of ground clearance at the front. And 320 mm at the rear. That's an increase of 60 and 100 mm respectively on the standard Volvo FL.

The superior ground clearance also gives you a 25-degree approach angle – which really helps on steep inclines or when negotiating obstacles. And the sturdy front can take the knocks if needed.



## Adapted to your needs.

All cab sizes are available, even the crew cab. You can also choose the fully automatic transmission with off-road mode. Or single-mounted terrain tyres. There are a lot of options to make Volvo FL 4×4 to your perfect tool.





# The clean way to get things clean.

The Volvo FL is developed down to the smallest detail to be an efficient and reliable partner in any work assignment. Like collecting refuse, for example. With frequent stops, getting easily in and out of the cab is a must. As is the need for a comfortable cab and first class all-round visibility. With the Volvo FL, you are all set to go.



### Room to breathe.

Do you work alone? Or do you work in pairs? Do you need room for extra equipment? Choose the right cab to ensure many productive days at work. Learn more about cab size options on [page 34](#).



### A comfortable workday.

Working with refuse collections means many exits and entries a day. But also many hours in the seat. The Volvo FL provides both comfort and accessibility. Learn more about interior comfort on [page 20](#).



### I've got the power.

Compactor or hook-lift? Adding an extra power take-off, either from the engine or the transmission, will provide you with the solution.

### Prepared for waste and recycling.

The Volvo FL can be ordered from factory prepared for a refuse body-work. The package involves all parts of the truck's specification – like a body builder module; software and parameters adapted to refuse transport; rear frame length cut to the right dimension; and reinforced rear suspension. This will make the truck perfectly adapted for its purpose. And considerably shorten the lead time at the body builder.





## COMFORT

# Take an easier step into a comfortable day at work.

Exiting and entering your cab can be a strenuous business. Therefore, the Volvo FL has been equipped with a two-stair instep that'll facilitate your workday as much as possible. With easily accessible grab handles, anti-slip steps and optional stairwell lighting the inconvenience of multiple entries and exits will soon be forgotten.



### Spacious cab.

The Volvo FL range offers you a choice of three sizes: the day cab, the short sleeper cab or the crew cab – all depending on your need for loading space or number of passengers. The width is 2100 mm while the length varies from 1600 to 2980 mm.



### Comfortable and ergonomic seats.

The seats are all comfortable and developed for long days behind the wheel. They are both ergonomic and can be tilted and adjusted to suit your needs. The seats are covered in dirt resistant woven textile and can feature integrated seatbelts in red as well as in the standard black.



### Low interior noise.

Maximum sound isolation means that the Volvo FL can be driven in a relaxed environment with minimum noise from the engine and tyres.



### Ample storage space.

Compartments in the doors and in the dashboard. Overhead storage, tunnel storage box between the seats. And the option to add even more storage units in the cab. In the Volvo FL you'll never lack compartments for storing away the essentials, or the non-essentials for that matter.



### Cab suspension.

The front suspension of the cab consists of rubber cushions, while the rear is suspended by a combination of coil springs and shock absorbers. This minimises the vertical movements and provides a smooth ride.



### Audio options.

Choose between two audio packages. They can include RDS radio, USB connection, Bluetooth for streaming music and phone connectivity.





### Steering wheel.

The steering wheel can be adjusted to your favoured position and has a diameter of either 460 or 500 mm.



### Ergonomic thinking.

The Volvo FL cab's interior layout is designed around the driver. The instrumentation and gearshift are positioned so that you can reach and control all functions in the truck without straining. The controls you use most often are placed close to the steering wheel, making your job a great deal easier.



### Climate control options.

A climate unit keeps the cab temperature at the right level – with or without the use of air conditioning.



### Dashboard and centre consol layout.

The dashboard and cluster layout make it easy to monitor the vital information you'll need. Speed, rpm, fuel and oil levels are all instantly visible, helping you plan your journey with ease.

## CAB EXTERIOR

# We took something good and made it better.



The Volvo FL is the smallest member of the Volvo Trucks family, a natural part of a premium range of trucks. An elegant truck with truly modern looks, that still manages to be simple and easy to use and drive. It's not vanity – it's the truth. It's a beautiful truck that handles beautifully. Expertly adapted for the task at hand. Its cheeky personality will radiate confidence and efficiency and be perceived as a natural part, yet stand out, in any city environment. Reliable, productive, profitable and safe. In other words – a Volvo FL.



### **Aerodynamics.**

The exterior of the Volvo FL cab has an aerodynamic design and is gently rounded in order to lower the air resistance. Apart from saving fuel it also increases the general drivability.



### **Roof air deflector.**

The roof air deflector reduces air resistance. Combine it with the sun visor and side air deflectors for even better results.



### **V-lights.**

The Volvo FL's headlamp, with the characteristic V-shaped LEDs that fulfil EU regulations for daytime running lights, improve visibility and are easily dismantled. The LED lights are dimmed when parking or low beam lights are activated.



### **Front grille.**

The front grille with its honeycomb mesh pattern increases air-flow which facilitates engine cooling and the after-treatment process.



### **Optional roof hatch.**

A steel or glass roof hatch is available. Manually or electrically controlled.

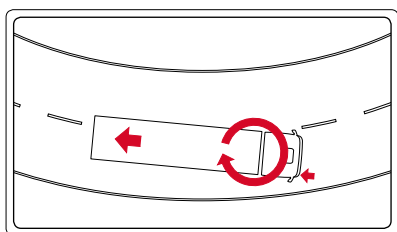


## ACTIVE SAFETY

# Of course it's safe. It's a Volvo.

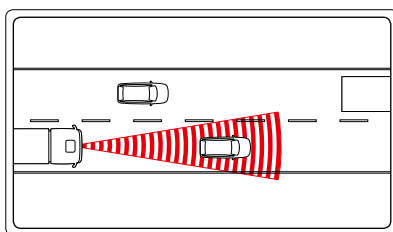
Our vision is that no Volvo truck is to be involved in a traffic accident. That's why we continuously develop products and systems that prevent accidents from happening in the first place. Zero accidents is an ambitious objective. And we work hard to reach it.

The main objective is to develop features that support the driver at the steering wheel, making driving easier and therefore safer. Here are some of the features contributing to safe driving.



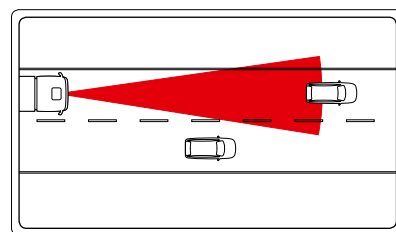
### Electronic Stability Control.

Volvo's Electronic Stability Control (ESC) efficiently reduces the risk of skidding and rollovers. In risky situations it instantly steps in, reducing engine power and braking the truck. Each wheel of the truck is braked individually.




### Adaptive Cruise Control, collision warning and emergency brake.

Follow the traffic rhythm without effort. The radar-based Adaptive Cruise Control (ACC) keeps a safe distance to the vehicle in front by controlling the accelerator and all available brakes. If there's a risk of collision, you'll be warned – and if an impact is imminent, the automatic emergency brake quickly comes to your assistance.



### Lane Keeping Support.

Drifting off lane is a common cause of serious accidents. Too common, we think. Lane Keeping Support tracks the road markings with a camera, and alerts you if you should unintentionally cross them.



### Adjustable Speed Limiter.

Keep the speed limits when passing by schools or other environments where this is extra important. The adjustable road speed limiter is an easy-to-use tool to improve city safety.



### Look forward.

The crowded inner-city streets demand a driver in control of the surroundings. A big, tinted windscreen that ends just above the instrument panel gives a wide forward view both to the sides and close to the front of the cab. Big and efficient windscreen wipers keep the window clean in bad weather. Excellent visibility is essential for safe driving. Do you want even better visibility? Choose the optional windows in the lower part of the doors and side panels.





#### **ENHANCED ALL-ROUND VISIBILITY**

In city environments, it is vital that you are able to get the total picture of your surroundings. Electrically controlled and heated exterior mirrors ensure that you are always have a clear view and the right angle to detect other traffic and vulnerable road users.

#### **LANE POSITION AND OBJECT SENSOR**

An intelligent camera that detects vehicles, other objects and lines on the road surface. This is important information for the driver support systems.

#### **EXCELLENT FORWARD VISIBILITY**

The windscreen is large and has a low bottom edge. This means an excellent forward view also right in front of the truck. With the low-entry cab, the close-up front view is even better.

#### **DRIVER ASSISTANCE CONTROL UNIT**

This is the brain in the Volvo FL's different driver support systems.

#### **EXTRA WINDOWS**

Extra windows in the doors and side panels are also available. These are particularly useful when driving in busy city environments, and reveal what's going on in otherwise hidden angles. And the rear-view window lets you keep an eye on your precious cargo.

#### **FRONT LOOKING SENSOR**

This is a radar sensor that detects vehicles and objects – and can see how fast they are moving. This is important input to the driver support systems.

#### **THREE-PIECE BUMPER CONCEPT**

The Volvo FL's innovative bumper concept incorporates steel corners that provide excellent impact resistance. It is also easy to change a single part if it becomes damaged, leading to lower repair costs.

## PASSIVE SAFETY

# Developed to protect you.

Safety is one of Volvo's core values and our work with the safety of a Volvo driver is an integral part of everything we do. So naturally the Volvo FL benefits from all the experience and the technical innovations that we've amassed over the years. Here are some of the Volvo FL features that will contribute to safety and protection in case of a traffic incident.



### **Integrated seatbelts.**

The seatbelts have been integrated in the comfort and standard seats and have an excellent impact resistance. The seatbelts are also available in red, thus making it easy for passers-by to confirm their use.



### **Reinforced seats and seat anchoring.**

The seats are of course safely anchored to the floor, and the anchoring has been specially reinforced in order to provide maximum safety.



### **Extra equipment.**

You can always specify any extra safety equipment you want in your cab. Warning vests, fire extinguishers and first aid kits are all available.



### **Side Underrun Protection System.**

The Volvo designed Side Underrun Protection (SUP) is designed to protect vulnerable road users like cyclists. The protection is factory fitted, foldable and easily removed. This means easy access to service points on the chassis.



### **Protection Systems.**

Other road users are protected by the Front Underrun Protection (FUP), as well as by the Rear Underrun Protection (RUP) and the Side Underrun Protection (SUP). They prevent smaller vehicles from becoming wedged under the truck in the event of a collision.

**Reinforced cab.**

The entire cab has been reinforced in order to provide a strong safety space should an accident happen. The doors, the rear wall, the roof and the floor – every part of the cab has been reinforced. This makes the cab safer when it comes to cargo shifting, collision or even fire. And of course, the cab has passed all Volvo's collision and crash tests which are tougher than any stipulated legal demands.





# Working 9 to 5. And then some.

Providing a city with logistical support and service is essential. Removing obstacles, clearing paths – or just creating or building calm, green spots for relaxation and rest. A Volvo FL with a platform body, fitted with a small hooklift is a perfect match for any municipality work imaginable. With its powerful engine and excellent manoeuvrability it'll be able to get you where you need to go. And with optimised combustion and minimised emissions, it'll play its part in making the city environment something to long for.



### Tailored for public service.

Factory prepared for a sweeper and waste recycling superstructure. Alternative fuel engines as options. There's a lot of options that sets Volvo FL as a perfect truck for public services.



### More traction.

Pitted gravel roads? Snow-covered streets? Off-road terrain? The Volvo FL 4x4 provides all the traction you need. The driven front axle and the new rear axle both have hub reduction. So even when it gets really tough, you just push a button to activate the low gear on the distribution gearbox. Learn more on [page 16](#).



### More staff.

When there are more than one, two or three persons needed at the site there's the crew cab. This cab has ample space for up to 7 persons, including the driver. A perfect solution for park management or fire departments among others.



### Do the driving, we do the rest.

How you decide to operate your business is your decision. All we can do is provide you with every option conceivable. Like a Volvo Premium Lease for example. You drive – we take care of the rest. Learn more about leasing options on [page 32](#).



### Part of our premium range.

The Volvo FL is part of Volvo's premium truck range – from the mighty Volvo FH16 to the Volvo FMX, a rugged beast of a construction vehicle. No matter your assignment, we have the truck to match.



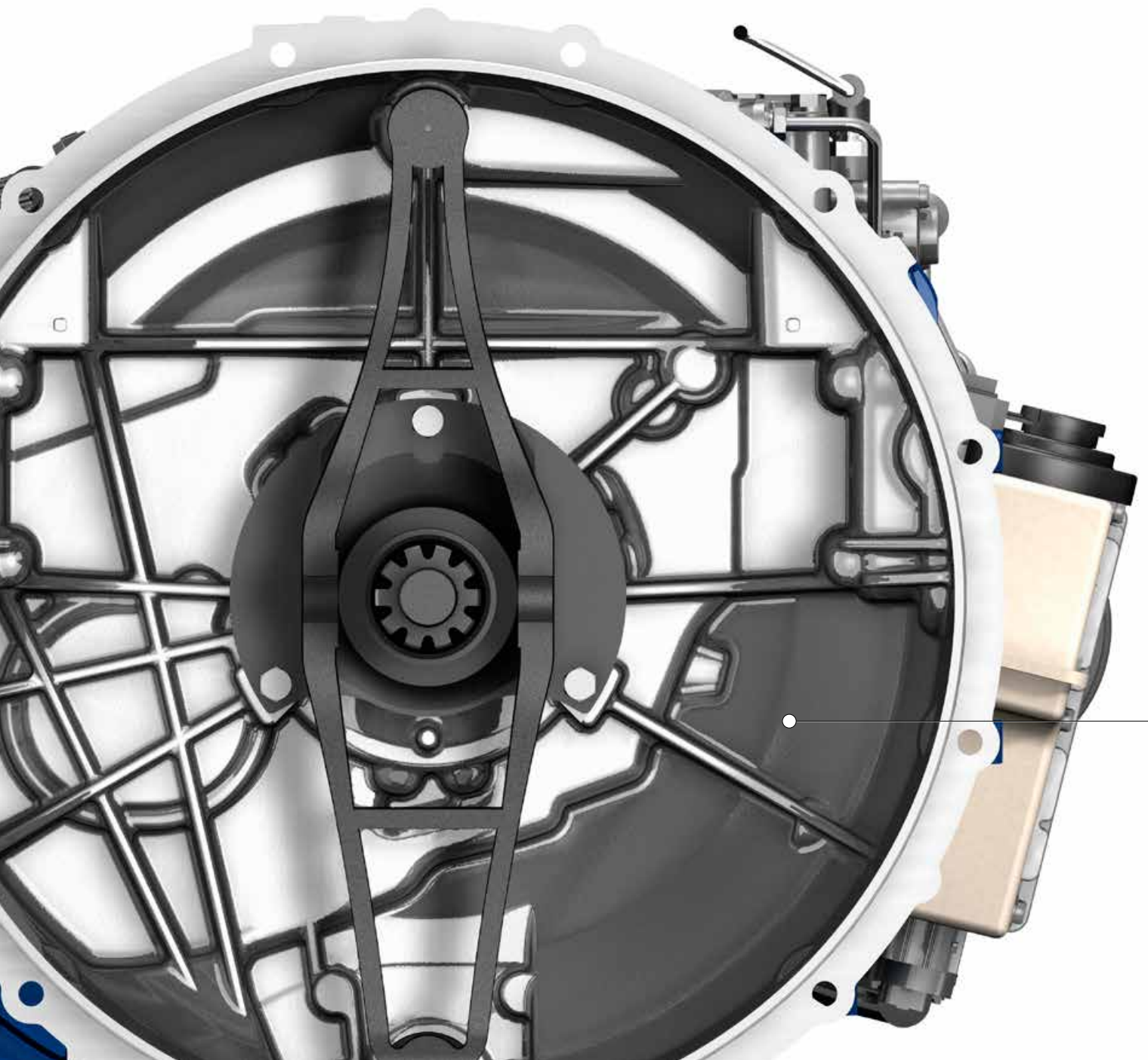
### Visible identity in the dark.

The characteristic V-shaped LEDs will make sure your FL always presents itself as part of the Volvo family, as well as light your way on dark, night-time roads.



# Finding the right inner-city gear.

Choosing the right transmission can be tricky. All has to be taken into account – your assignments, your surroundings, your earlier training and even your personality. The Volvo FL offers a range of solutions that will make it possible to find the alternative that suits you the best.









### **I-Sync.**

Combine excellent driver comfort and fuel efficiency with I-Sync. It offers 6 gears with automated gearshifting for easy operation.



### **Automatic.**

For applications where the assignments demand frequent starts and stops without interruption in power delivery, there is an automatic transmission. It offers maximum comfort for the driver.



### **Manual.**

When opting for a manual shift transmission you have the option of 6 or 9 speeds. The 6-speed transmission is suited for inner-city driving with lower combination weights, while the 9-speed is adapted for applications with high demands on startability and performance.



### **Power take-offs.**

The power take-off makes it possible to provide power specific attachments or machinery. The Volvo FL features a variety of power take-offs.



### **Disc Brakes.**

The pneumatic brakes with lightweight discs all around offers smooth braking.



### **EBS.**

The Electronically controlled Brake System incorporates an anti-locking system and delivers fast braking response and reduced brake wear.

## **Focused driving with I-Sync.**

I-Sync – Volvo's smooth, intelligent transmission featuring automatic gearshifting – makes distribution operations even more comfortable. You can devote your attention to driving safely, concentrating fully on the intensive pace of the city's traffic. The gear-box has 6 gears and the top gear has an overdrive ratio. All gears are synchronised and gear changing is made with a stalk behind the steering wheel with the aid of electro-hydraulics. There is no clutch pedal. The I-Sync also helps lower fuel consumption.

# The complete transport solution.

Choosing a transport solution for your operations is an important decision. And once you have made up your mind, you can concentrate on your business. We let you do precisely that – with ease. Being part of the Volvo family means being able to take advantage of our comprehensive range of solutions. Whatever your requirements, you can be sure there is a package that suits.



### **Dynafleet always at hand.**

Want to see how fuel-efficient you were on your last shift? All you need is Dynafleet and a smartphone or a tablet. Just download the app, and you've got yourself a great way to improve your skills. Or maybe challenge your colleagues.



### **Every drop counts.**

Volvo Trucks' philosophy when it comes to sustainable fuel savings is a part of Volvo's holistic approach to optimal energy usage and reduced environmental impact. With relatively small measures, fuel consumption can be significantly lowered. Good for the environment and your bottom line.



### **Fuel Advice.**

Gives you access to our fuel management coaches – true experts in reducing fuel consumption. Every month, they send you enhanced fuel reports with personalised advice on how to improve. You can get more advice via the dedicated help desk, or log on to the site to find hands-on tips and inspiration.



### Tailored Service Contract Solutions.

The Volvo Service Contract goes a long way towards securing the necessary uptime for a profitable enterprise. Maintenance and repairs, pro-active planning, monitoring of critical parts and service of your vehicle only when absolutely required. A tailored service contract solution works together to safeguard your business productivity and offer you peace of mind. Choose between the Gold, Silver and Blue service contracts.



### Volvo Premium Lease.

The Volvo Premium Lease offers a troublefree ownership, so that you can focus on your core business. It means you'll get financing, service, repair and insurance for a fixed monthly cost. Accurate budgeting is made easier, your cash flow will improve and you'll reduce your capital outlay. With a Premium Lease, the truck is not shown as an asset on your balance sheet which preserves your credit for other engagements. A Volvo Premium Lease will help your business run even more smoothly and without effort.



### Volvo insurance.

Volvo insurance offers a flexible and comprehensive solution. It can be tailored to your needs. The three basic types of insurance are:

**Third part liability** – covers you against damages to third parties caused by you.

**Casco insurance** – covers damages on your own equipment, non-related to third party, like fire, theft and vandalism.

**Gap insurance** – covers the gap between outstanding finance amounts and vehicle value in case of total loss.

Gap is available for finance contracts with Volvo Financial Services. The insurance is provided by your Volvo dealer, making your truck even easier to own.



### Driver development.

Improve your skills and utilise the full potential of your Volvo FL by using the Driver development services. You'll reduce the risks of accidents, lower your fuel consumption and increase your productivity. You can also fulfil the certificate of professional competence (CPC) demands. This will help you to get the most out of your investment.

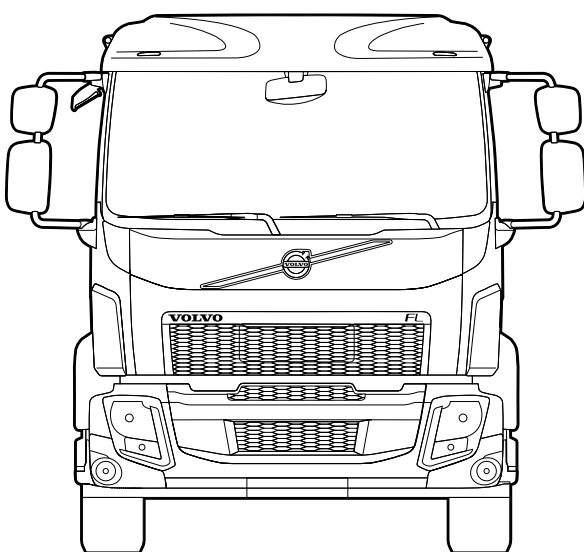


## SPECIFICATIONS


# Tailoring your Volvo FL.

This is just a hint of all the choices you have when tailoring your Volvo FL to your needs. The full specifications and all possible options are available at [www.volvotrucks.com](http://www.volvotrucks.com) or at your Volvo dealer.


## Cabs



Day cab



Short sleeper cab



Crew cab

## Rigid axle configurations



**4×2**  
Medium  
High  
X-high



**4×4**  
XX-high

● = Drive axle.

⊙ = Dead axle (tag, pusher or front axle).

## Model combinations

Drive	Chassis height	Gross Vehicle Weight (tonnes)	Wheels (inches)	Engine
4×2	Low	10	17.5	D5K
4×2	Low	12	17.5	D5K
4×2 RS*	Low	12	17.5	D5K
4×2	Medium	12	19.5	D8K
4×2	Medium	14	19.5	D8K
4×2	Medium	14	19.5	D5K
4×2	Medium	14	22.5	D5K
4×2	Medium	14	22.5	D8K
4×2	Medium	16	19.5	D5K
4×2	Medium	14	22.5	D5K
4×2	Medium	16	19.5	D8K
4×2	Medium	16	22.5	D8K
4×2 RS*	Medium	16	19.5	D8K
4×2	High	12	22.5	D8K
4×2	High	14	22.5	D8K
4×2	High	16	22.5	D8K
4×2	X-High	18	22.5	D8K
4×4	XX-high	12	22.5	D8K
4×4	XX-high	14	22.5	D8K
4×4	XX-high	16	22.5	D8K

\* RS = Road sweeper

## Engines

DIESEL AND HVO	Max power	Max torque
D5K210 (154 kW)	210 hp at 2200 r/min	800 Nm at 1100–1700 r/min
D5K240 (177 kW)	240 hp at 2200 r/min	900 Nm at 1200–1600 r/min
D8K250 (184 kW)	250 hp at 2100 r/min	950 Nm at 900–1700 r/min
D8K280 (206 kW)	280 hp at 2100 r/min	1050 Nm at 950–1700 r/min

## Gearboxes

### AUTOMATED GEARBOXES

The I-Sync can be set for manual or automatic gearchanging. In manual mode, the steering column lever is used. All the gearboxes can be specified with a power take-off.

Type	Number of gears	Max torque (Nm)	GCW approval (tonnes)
ATO1056	6	1050	32

### MANUAL GEARBOXES

The manual gearboxes are operated with servo assistance. The short gear lever, which is integrated into the instrument panel, is vibration-free and gear lever movement is short and crisp. The gearboxes can be specified with a power take-off.

Type	Number of gears	Max torque (Nm)	GCW approval (tonnes)
ZTO1006	6	1050	32
ZTO1109	9	1200	36
STO8006	6	850	19

### AUTOMATIC GEARBOX

The automatic transmission presents excellent starting properties and smooth gear changes that cover the entire speed range. The gearbox is operated via push buttons in the instrument panel. It can be specified with power take-off.

Type	Number of gears	Max torque (Nm)	GCW approval (tonnes)
AL306	6	1500	32

Here's a small selection of specifications – but there are more to choose from. Ask your Volvo dealer or visit [www.volvotrucks.com](http://www.volvotrucks.com) to learn more.

## ACCESSORIES

# Make it your truck.

The Volvo FL is a well equipped truck. But to tailor it for your particular transport assignments and for your personal needs, there's also a wide range of accessories to choose from. It's all about making the truck more efficient for the work you do. And don't forget that they are all developed and tested by Volvo Trucks for Volvo trucks to make sure they all bring what you expect from a Volvo product. Hey, we've even crash tested the coffee maker!

Here's a small selection of accessories – but there are tonnes more to choose from. Ask your Volvo dealer or visit [www.volvotrucks.com](http://www.volvotrucks.com) to learn more about accessories.



Seat covers



Battery reconditioner



Biodiesel  
Retrofit Kit



Fire extinguisher

Some of the equipment shown or mentioned may only be available as options or accessories and may vary from one country to another in accordance with local legislation. Your Volvo dealer will be happy to provide you with more detailed information. Colours may vary somewhat owing to the limitations of the printing process. We reserve the right to alter product specifications without prior notification.





Battery charger



Audio package



Passenger bench, luxury



Plastic wheel cover



Rubber mat

**VOLVO**

Volvo Truck Corporation  
[volvotrucks.com](http://volvotrucks.com)